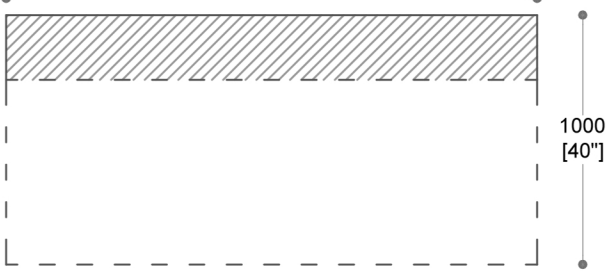
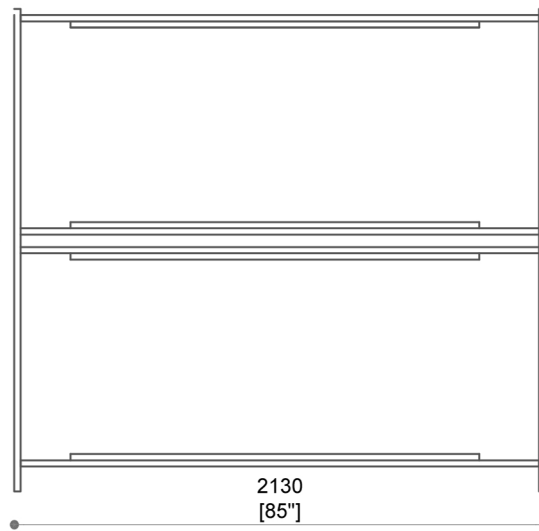


2130
[85"]



PLAN

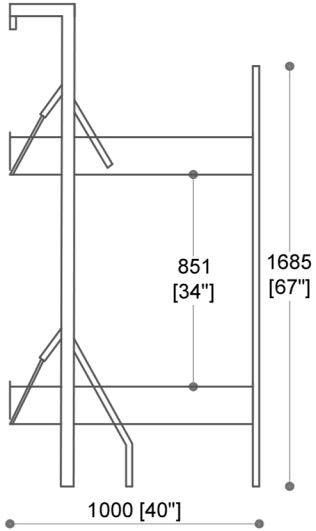
1935
[77"]



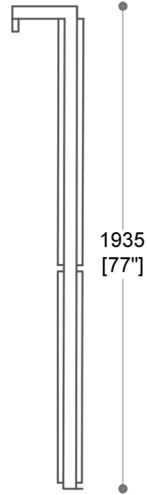
ELEVATION A



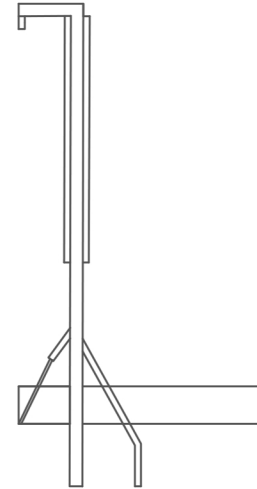
LETTO ANGEL



SECTION -A-A'



SECTION -B-B'



SECTION -C-C'

<p>Shearling™ Shearling Skins Pvt. Ltd. Plot No.84, Sector-8, IMT Manesar, Gurugram HR-122052 www.shearling.in</p>	<p>LETTO ANGEL</p>	DRAWN BY:
		DATE : 25-10-2024
		CURRENT ISSUE :
		SCALE : NTS
<p>THIS DRAWING & ANY INFORMATION OR DESCRIPTIVE MATTER SET OUT HEREON ARE CONFIDENTIAL AND THE COPY RIGHT PROPERTY OF SHEARLING SKINS PVT LTD AND MUST NOT BE DISCLOSED, LOANED, COPIED OR USED FOR MANUFACTURING, TRADING OR ANY OTHER PURPOSE WITHOUT WRITTEN PERMISSION.ALL DIMENSIONS IN MILLIMETERS AND INCHES.</p>		TOLERANCE : ±5
		THIRD ANGLE PROJECTION